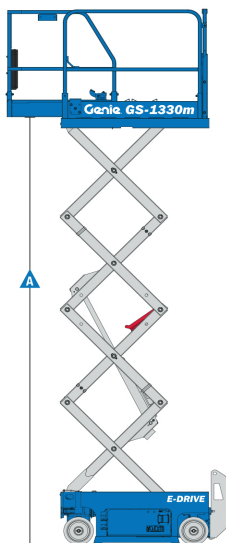
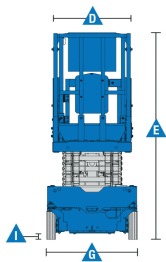
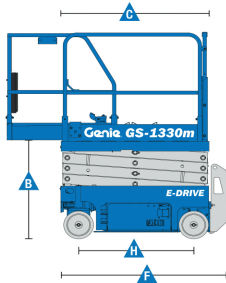


Self-Propelled Scissor Lifts

GS™ -1330m

Specifications



Models	GS™-1330m
Measurements	
Metric	
Working height maximum, indoor*	5.90 m
Working height maximum, outdoor*	5.03 m
▲ Platform height maximum, indoor	3.90 m
Platform height maximum, outdoor	3.03 m
▲ Platform height - stowed	0.90 m
▲ Platform length - outside	1.26 m
extended	1.72 m
Slide-out platform extension deck	0.46 m
▲ Platform width - outside	0.67 m
Guardrail height	1.10 m
Toeboard height	0.15 m
▲ Height - stowed: fixed rails	2.02 m
folding rails	2.02 m
rails lowered	1.68 m
▲ Length - stowed	1.41 m
- stowed extended	1.87 m
▲ Width	0.78 m
▲ Wheelbase	0.98 m
▲ Ground clearance - centre	6 cm
- with pothole guards deployed	2 cm

Productivity

Max platform occupancy (indoor/outdoor)**	2/1
Lift capacity	227 kg
Lift capacity - extension deck	91 kg
Drive height	Full height
Drive speed - stowed	4.0 km/h
Drive speed - raised	0.8 km/h
Gradeability - stowed***	25%/14°
Turning radius - inside	40 cm
Turning radius - outside	1.55 m
Raise/lower speed	20 / 24 sec
Controls	Proportional
Drive	dual rear wheel, electric
Brakes	dual rear wheel, electric
Tyres solid non-marking	25.4 x 7.62 cm

Power

Power source	24 V DC (two 12 V 85 Ah batteries)
Hydraulic system capacity	5.6 L

Weight****

885 kg

Standards Compliance

EU Directives:2006/42/EC - Machinery
(harmonized standard EN 280
2013+A1:2015); 2004/108/EC (EMC);
2006/95/EC (LVD)

* The metric equivalent of working height adds 2 m to platform height. U.S. adds 6 ft to platform height.

** Indoor use only for the GS-1330m

*** Gradeability applies to driving on slopes, see Operator's Manual for details regarding slope ratings.

**** Weight will vary depending on options and/or country standards.